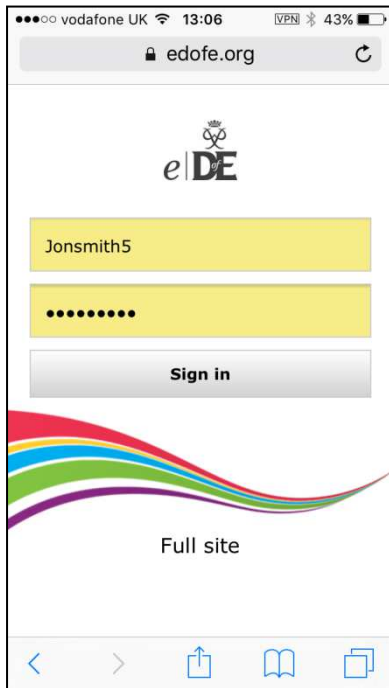


Mobile Edofe

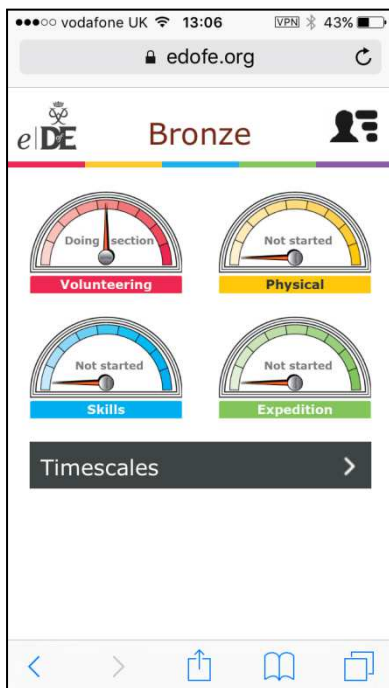
Visit on your phone www.m.edofe.org.uk

Then save it to your Homescreen.

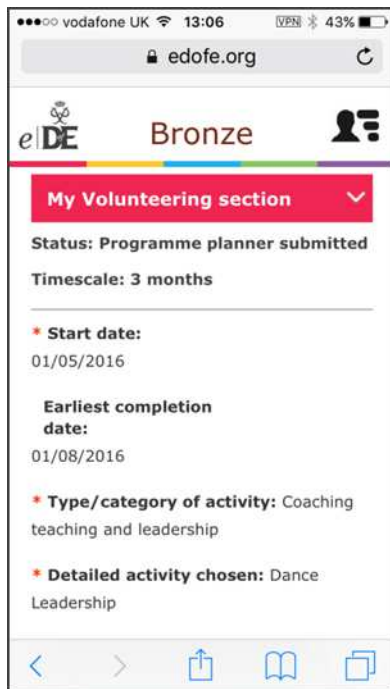


Once you have logged in you never need to log in again!

Screen 2



Click on any section and then click on Timescales and set your timescales at Bronze level - these would be 3 months for two sections and 6 months for one section.



Once you click in the section, you can add all the information to the section. Please remember to click SUBMIT to get your section approved and start the clock.

During your work and at the end of the timescale you can add EVIDENCE. To do so open link go to section and click MANAGE EVIDENCE

You can add photos by clicking PHOTO or text by clicking TEXT. Click ADD NEW PHOTO then put a tick in the box to add it to your profile. If you have an assessors report click the box saying assessors report – again before you log out click SUBMIT

